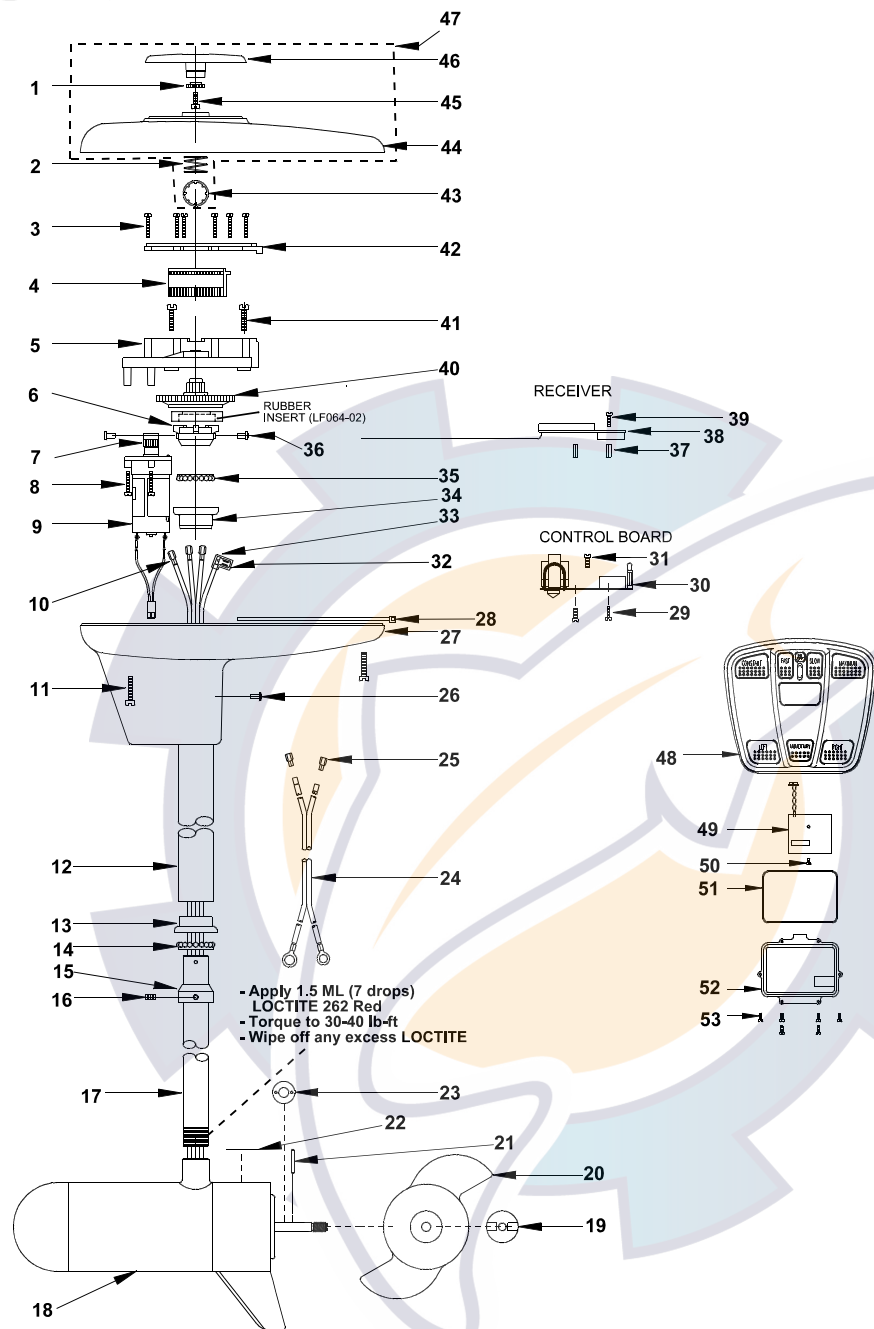


MotorGuide® REPAIR PARTS

Models:
L370RF



SPECIFICATIONS:
 Year of Intro 1994
 Thrust 41LBS
 Volts 12VDC
 Amp Draw 0 to 48 amps
 Mount 15 Bow
 Speeds Variable

QUICK REFERENCE PARTS GUIDE:
 MOSFET JF096-08
 Motor Seal Kit 6220
 Transmitter NP169-01

PARTS ORDERING & TECH ASSISTANCE
 MotorGuide Consumer Relations
 Phone 918-831-6989
 Fax 800-982-8093
Send Returned Goods to:
 MotorGuide
 605 Hwy 12 West
 Starkville, MS 39760

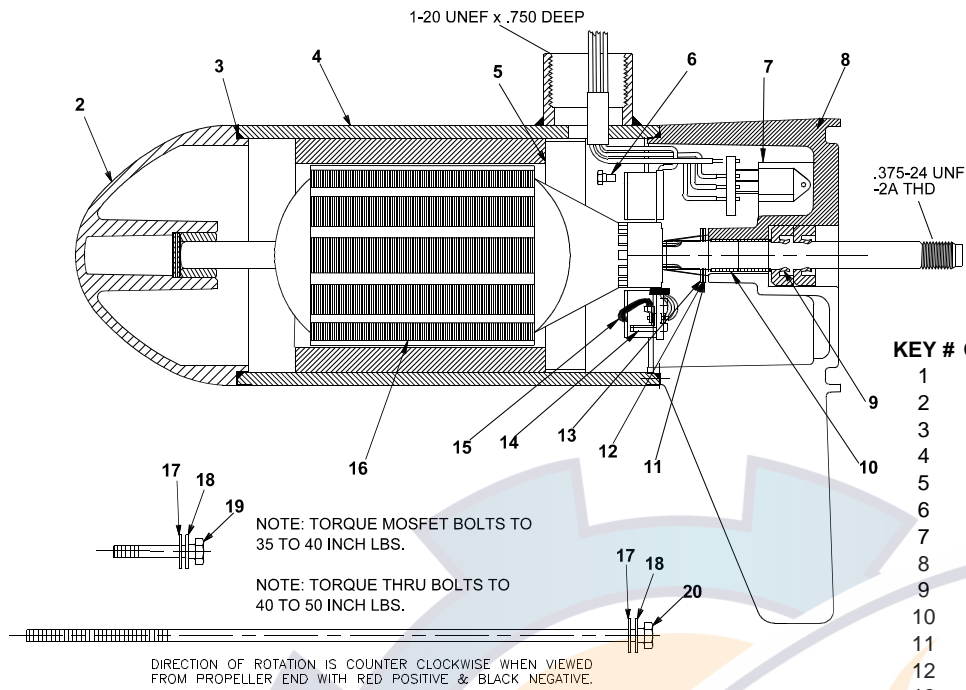
Returned Goods must be accompanied with a Returned Goods Authorization. Contact MotorGuide Consumer Relations to obtain RGA.

- Apply 1.5 ML (7 drops) LOCTITE 262 Red
 - Torque to 30-40 lb-ft
 - Wipe off any excess LOCTITE

KEY#	PART#	DESCRIPTION	KEY#	PART#	DESCRIPTION	KEY#	PART#	DESCRIPTION
1	LF069-04	LAZER GEAR/INDICATOR	18	LF049-08	54" SS COLUMN	38	LF170-01	RECEIVER
2	LF014-01	SPRING/INDICATOR	19	LF049-09	60" SS COLUMN	39	IR133-01	SELF TAPPING SCREW
3	LF141-02	SCREW #4 X 7/8	20	CF397-06	F/O MOTOR	40	LF69-08	LARGE PINION GEAR
4	LF125-01	RACK	21	AR099-01	PROP NUT	41	LF141-03	SCREW #8X3/4
5	LF126-01	RACK GUIDE	22	AF124-05	3.5 NINJA 2 BLADE PROP	42	LF127-01	RACK GUIDE COVER
6	LF064-01	COLUMN COUPLER	23	BR102-01	PROP DRIVE PIN	43	LF098-01	TINNERMAN CLIP
7	LF068-03	PINION GEAR	24	LF060-04	LOWER UNIT DECAL LAZER	44	LF053-29	LAZER GENERIC T/H COVER
8	LF141-02	SCREW #4 X 7/8	25	RK171-01	NYLON WASHER .125" THICK	45	LF141-06	SCREW #6X1/2 PLASTIC
9	LF3126-01	DRIVE MOTOR ASSY 12V	26	LF328-01	BATTERY CABLE ASY	46	LF078-09	LAZER INDICATOR
10	PM160-01	TERMINAL	27	PM160-01	TERMINAL	47	LF053-29	LAZER T/H COVER ASSY
11	LF141-04	SCREW #8 X 1"	28	LF111-02	POP RIVET .126-.187 D6	48	NP300-05	LAZER PEDAL ASY
12	AF165-06	(46") OUTER TUBE	29	LF004-03	T/H BASE	49	NP157-01	TRANSMITTER
	AF165-07	(30") OUTER TUBE	30	AF030-01	CABLE TIE	50	NP133-01	SCREW
	AF165-08	(36") OUTER TUBE	31	AF141-01	SCREW, SELF TAPPING	51	NP063-02	GASKET ORING
	AF165-01	(13") OUTER TUBE	32	LF157-01	LAZER 12V ES/RF BOARD	52	NP053-03	BATTERY DOOR
13	AF007-01	RETAINER/BEARING CUP	33	AF141-01	SELF TAPPING SCREW	53	AF135-01	SCREW
14	AF005-01	BEARING	34	BR161-03	20-14 FLAG TERM/STRIP G2			
15	AF006-01	RETAINER/BEARING	35	AT080-01	INSULATING SLEEVE			
16	AF143-01	SET SCREW	36	FM007-01	BEARING CUP			
17	LF049-03	36" SS COLUMN	37	FM005-01	BALL BEARING			
	LF049-04	42" SS COLUMN		LF111-01	POP RIVET .376-.500 D6			
	LF049-05	50" SS COLUMN		LF102-03	STANDOFF			

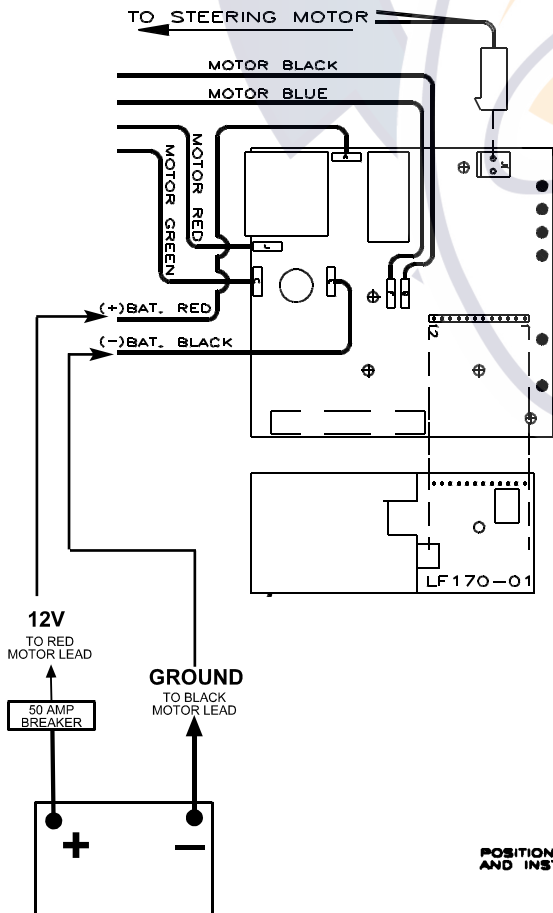
PARTS NOT ILLUSTRATED
 LF056-05 TOP HOUSING DECAL

Models:
L370RF



KEY #	QTY	DESCRIPTION	PART NO.
1	X	MOTOR	CF397-06
2	1	NOSE CAP	JF3212-01
3	2	O RING SEAL	MR217-01
4	1	HOUSING ASSY	JF3210-01
5	1	RETAINER	JF233-01
6	2	BRUSH CARD SCREW	MR228-01
7	1	DURA AMP MODULE	JF096-08
8	1	COMM CAP	JF3205-04
9	2	SHAFT SEAL	MR223-01
10	1	BEARING	MR206-01
11	1	NYLATRON WASHER	MR226-01
12	1	WASHER	MR227-01
13	1	E RING	MR219-01
14	2	BRUSH SPRINGS	MR214-02
15	1	BRUSH ASSY LESS SPRING	JF3201-04
16	1	ARMATURE 3.5"	CF3207-01
17	4	STATIC SEAL	MR222-01
18	4	THRU BOLT WASHER	MR216-01
19	2	DURA AMP SCREW	MR229-01
20	2	THRU BOLT	MR218-02


WIRING



SUBJECT TO DAMAGE BY STATIC ELECTRICITY ASSEMBLE AT STATIC FREE WORK STATION.

Lubricate wire exiting pinion with non washout grease and bend wires flat to clear indicator gear teeth.

Battery cable leads to be bent at 90 degrees. Leads must be at or below top of Control electronics board.



RACK INSTALLATION

POSITION MOTOR IN LINE WITH TOP HOUSING (SEE BELOW) AND INSTALL RACK APPROX. 5/18 FROM END OF TRAVEL

